

 **Results**

User Guide

Updated February 2021

Thank you for using Australian Clinical Labs' patient results delivery platform, eResults – now you can receive your patients' results even faster than before.

Please read this short user guide to help get you acquainted with Clinical Labs' eResults, designed in collaboration with doctors – for doctors.

Getting started with eResults is easy.

Simply visit results.clinicallabs.com.au and if you are already set up with our previous eViewer, you can use your existing username and password.

The platform is located entirely online in a secure environment, so remember to bookmark the page so you can return to it easily. For mobile users, you can select the 'Add to Home Screen' option from your browser to create a shortcut on your device, or alternatively, download the app on Google Play (Android) or App Store (Apple).

If you are not yet set up with eResults you can register online here: www.clinicallabs.com.au/register/eHealth/

eResults Viewer

Sign in

Username

Password

[Forgot password?](#)

[Create account](#)

Login

2. Home Screen

The eResults Home Screen features fast loading of results and a simple, intuitive display – clearly displaying unread patient results. Simply click on a patient result to view the episode.

Provider-based Search
Use this dropdown menu to filter your results by provider/clinic

Result Refresh
Click the eResults logo to refresh the page and load new results

Your Account
Click here for important account details, such as changing your password or email address, locating the latest user guide, and providing helpful feedback to the Clinical Labs eHealth team about eResults.

Main Search Bar
Enter a patient name and press return to perform a patient search

eResults will highlight any unread results

The screenshot shows the eResults Home Screen interface. At the top, there is a purple header with the 'Results' logo on the left, the 'AUSTRALIAN Clinicallabs' logo in the center, and 'ACLEXEC' with a dropdown arrow on the right. Below the header, there is a search bar with a magnifying glass icon and a search button labeled 'Advanced Search'. A dropdown menu for 'Providers' is open, showing options like 'All', '9999999F', and 'HSPK1429'. Below the search bar is a table of patient results. The table has columns for 'Surname, First name', 'Birth date', 'Panels', 'Referrer', and 'Reported'. Several rows are highlighted in purple, indicating unread results. A 'Last Login' timestamp '15 September 2020 10:37 AM' is visible in the top right corner.

Surname, First name	Birth date	Panels	Referrer	Reported
[blurred]	11 Nov 1986	Rubella AB Master	. Sep Testing ...	13 Jul
[blurred]	09 Sep 1976	Routine Haematology		09 Jul
[blurred]	01 Jan 1900	RENIN + ALDOSTERONE RATIO; Renin + Aldosterone Ratio		08 Jul
[blurred]	13 May 1967	ECG - Tracing Only	. Sep Testing ...	07 Jul
[blurred]	09 Sep 1989	Haematology General		29 Jun
[blurred]	12 Sep 2005	Glucose; Amylase, Serum; Troponin I TNIH; Cardiac Markers; Multiple Biochem Analysis; Lipid Studies; Quantitative ...		05 Jun
[blurred]	01 Jan 2001	Haematology General		04 Jun
[blurred]	01 Jun 1987	Haematology General		26 May
[blurred]	01 May 1954	Haematology General		26 May
[blurred]	19 Jan 1980	Bordetella Pertussis AB		14 May
[blurred]	09 Nov 1984	ECG - Read And Trace; Multiple Biochem Analysis; Haematology General	[blurred]	27 Apr
[blurred]	12 Dec 1955	Coronavirus PCR (COVID19)	. Sep Testing ...	20 Apr
[blurred]	04 Apr 1946	Coronavirus PCR (COVID19)	. Sep Testing ...	20 Apr
[blurred]	01 Jan 1980	Coronavirus PCR (COVID19)	. Sep Testing ...	20 Apr

3. Advanced Search

To further refine your search results the 'Advanced Search' button can be selected, displaying more search filter options.

The screenshot shows an 'Advanced Search' form with the following fields:

- Providers: All (dropdown)
- Last Login: 15 September 2020 10:37 AM
- Search bar: Patient name
- Date Of Birth: DD/MM/YYYY (calendar icon)
- UR/MR no.
- Ward
- Reference
- Lab Number
- Panel Department (dropdown menu)
- Panel
- Referred Start Date: DD/MM/YYYY (calendar icon)
- Referred End Date: DD/MM/YYYY (calendar icon)
- Search button

Panel Department
Users can filter by test type using the Panel Department dropdown menu

- Panel Department
- Blood Bank
- Biochemistry
- Cytology
- Molecular
- Microbiology
- Cardiology
- Haematology
- Endocrinology
- Immunology
- Serology
- Other

Hospital Wards
This allows hospital users to filter results based on the hospital ward.

(Please contact our eHealth team to request this feature to be set up)

- All Wards -
- ACCIDENT & EMERGENCY
- CORONARY CARE UNIT
- HOSPITAL IN THE HOME
- INTENSIVE CARE UNIT
- RISBY MIDWIFERY
- AMBLESIDE
- CHESTERFIELD
- FERNDALE
- STAMFORD
- NURSERY/PAEDIATRICS
- Oncology
- PRE-ADMISSION

4. Episode View

Select a patient from your home screen and you will enter Episode view, giving you the ability to display all results for a patient episode with a single mouse click or finger tap.

Test, 01

Gender: M Born: 01 May 1954 Address: Ballarat 3350 Referring doctor: C COMPUTER CENTRE

Ordered: 26 May 2020
Last Updated: 26 May 2020 11:20 AM

Test Search
Show Removed Panels
Select All Print Selected

Sort By

26 May, 2020 Reports 1
Lab No. 20-41513891
* Haematology General

05 November, 2019 Reports 1
Lab No. 19-9910311
* Haematology General

30 October, 2019 Reports 1
Lab No. 19-99904240
* Multiple Biochem Analysis

11 October, 2019 Pending 1
Lab No. 10-00401122

Collected: 26 May 2020 10:00 AM
Status: Final

HAEMATOTOLOGY SPECIMEN: WHOLE BLOOD

Date:	26/05/20	31/10/19	07/04/19	(#Refers to current result only)
Coll. Time:	10:00	10:00	10:00	
Lab Number:	#41513891	9910311	9904072	

HAEMOGLOBIN	* 121	125	* 102	(125 - 175) g/L
RBC	* 3.78	* 4.12	* 3.48	(4.50 - 6.50)x10 ¹² /L
HCT	* 0.36	* 0.39	* 0.38	(0.40 - 0.55)
MCV	96	96	** 108	(80 - 99) fL
MCH	32.0	30.3	29.3	(27.0 - 34.0)pg
MCHC	333	317	* 271	(310 - 360) g/L
RDW	13.1	13.5	15.0	(11.0 - 15.0)%
WCC	7.6	* 11.3	4.0	(4.0 - 11.0) x10 ⁹ /L
Neutrophils	5.7	7.6	2.4	(2.0 - 8.0) x10 ⁹ /L
Lymphocytes	* 0.9	2.6	1.2	(1.0 - 4.0) x10 ⁹ /L
Monocytes	0.8	0.7	0.2	(< 1.1) x10 ⁹ /L
Eosinophils	0.2	0.3	< 0.1	(< 0.7) x10 ⁹ /L
Basophils	0.0	0.1	< 0.3	(< 0.3) x10 ⁹ /L
PLATELETS	170	367	* 134	(150 - 450) x10 ⁹ /L

#41513891 : There is a mild anaemia.

FBE-C
All tests on this request have now been completed

Download/ Print Results
Please note: for app version of eResults, only native Download feature is available.

Cumulative View
Click to enter a new view displaying all previous patient history for a specific test.

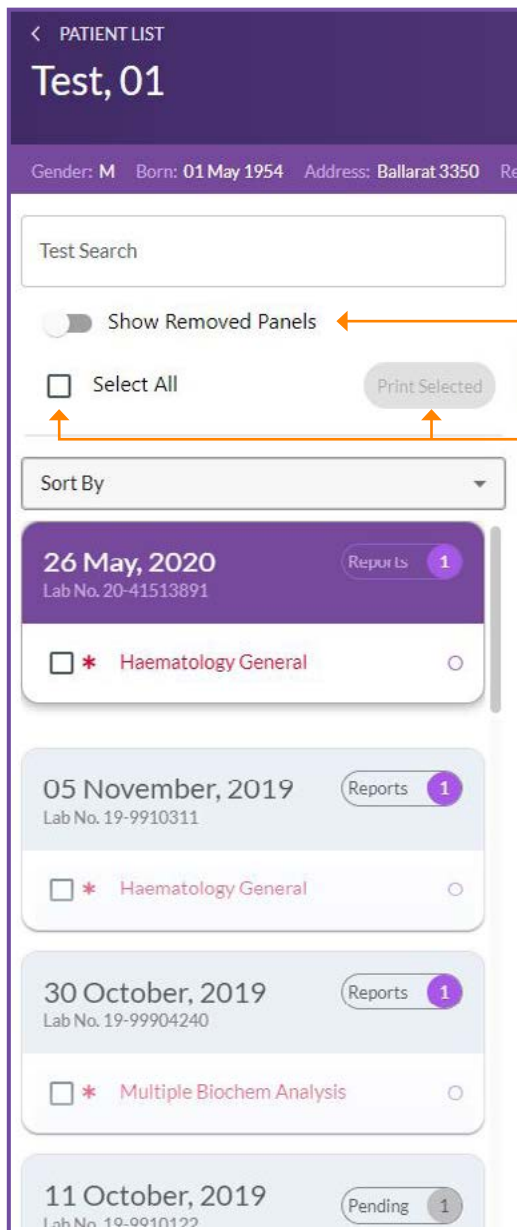
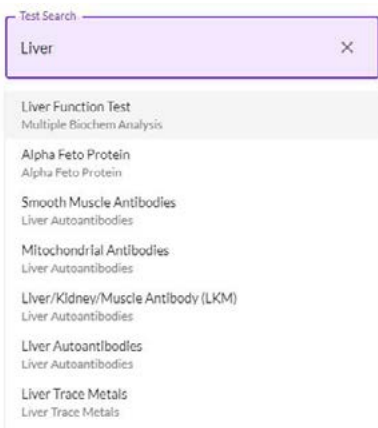
Previous patient episodes are listed here.

Panels in red text indicate abnormal results.

5. Episode View: Test Search, Test Sort, Print & Download Functions

Test Search

Search for a specific test for a patient by full or partial panel name, or one of its commonly used full or partial synonyms or acronyms e.g. LFT, liver or Multiple Biochem Analysis.



Removed Panels

Use this toggle to either show or hide Removed Panels. Removed panels signify tests that have been carried out as a necessary step in obtaining a valid patient result, but were not necessarily ordered by the clinician.

Print Panels Across Episodes

To print specific panels across patient episodes, select the specific panels you wish to print, or Select All, and the 'Print Selected' button will be enabled.

Sort Results

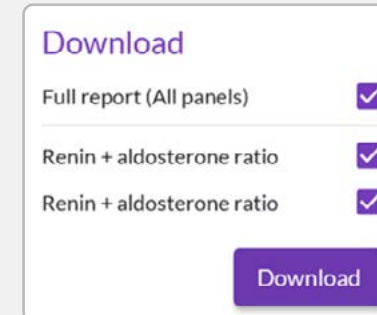
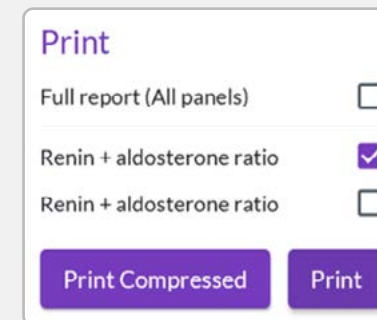
You can choose to order your results by the date of collection ('Date collected'), the date the test was ordered ('Date ordered') or by the most recent report ('Date updated'). The default option is Date Collected and your sort preferences will be saved next time you use eResults.

Print & Download Options

Click the print or download icon on Episode View and you can choose to either print or download a pdf of the full report (All Panels) or select specific panels from the list.

Print Compressed

Select this option for a print-optimised, snapshot report. This format excludes all comments and other information that may be on the standard report.




Please note: for app version of eResults, only native Download feature is available.

6. Cumulative View

Cumulative view intuitively displays all past history for a specific test in a single view, so you can quickly refer back to view a patient's history.

< PATIENT LIST


ACLEXEC ▾

Gender: M Born: 01 May 1954 Address: Ballarat, 3350 Referring doctor: C COMPUTER CENTRE

Test Search

Liver ✕

Show Removed Panels

Select All Print Selected

Sort By ▾

26 May, 2020 Reports 1

Lab No. 20-41513891

* Haematology General ○

05 November, 2019 Reports 1

Lab No. 19-9910311

* Haematology General ○

30 October, 2019 Reports 1

Lab No. 19-99904240

< > Older reports

CUMULATIVE VIEW

Haematology General

Date Collected	26 May 2020	31 Oct 2019	7 Apr 2019	7 Apr 2019	17 Nov 2018	17 Nov 201		
HAEMOGLOBIN	121	125	145	102	133	133	125 - 175	g/L
RCC	3.78	4.12	4.62	3.48	4.87	4.87	4.50 - 6.50	x10 ¹² /L
HCT	0.36	0.39	-	-	-	-	0.40 - 0.55	-
PCV	-	-	0.51	0.38	0.40	0.40	0.40 - 0.55	-
MCV	96	96	111	108	82	82	80 - 99	fL
MCH	32.0	30.3	31.4	29.3	27.3	27.3	27.0 - 34.0	pg
MCHC	333	317	283	271	333	333	310 - 360	g/L
RDW	13.1	13.5	16.6	15.0	13.4	13.4	11.0 - 15.0	%
White Cell Count	7.6	11.3	2.0	4.0	6.4	6.4	4.0 - 11.0	x10 ⁹ /L

If you have any queries, please don't hesitate to call our eHealth team on 1300 669 961 (or 1300 367 674 for WA).